

MITSUBISHI ELECTRIC PHOTOVOLTAIC MODULE

PV-MF110EC4_{110Wp}

Lead content: 0 g*. A new form of photovoltaic power generation, even friendlier to the environment.

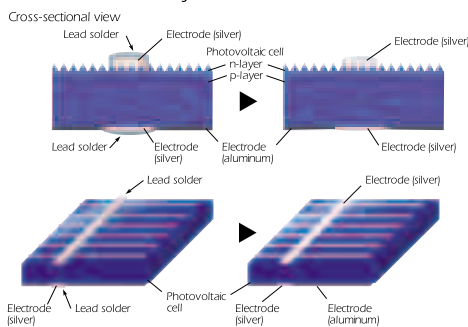
Previously, the total amount of lead used in the photovoltaic modules required providing power to a single residence (using a 3 kw system) was around 864 g. The new lead-free solder modules use no lead whatsoever.

*lead volume used in soldered parts




No solder coating required for cells-for higher PV module conversion efficiency.

Using newly developed silver electrodes that offer superior weatherproofing, we've perfected a technology for producing photovoltaic cells that do not require solder coatings. We've even achieved higher PV module conversion efficiency, taking advantage of the new product's ability to more uniformly reflect the sun's rays.



- Designed for both commercial and domestic applications suitable for both grid-connected and stand-alone systems, the module offers both high performance and reliability.
- The polycrystalline photovoltaic module is manufactured to the strict engineering guidelines, ensuring all modules meet the requirements of international quality standards.
UL 1703/IEC 61215/TÜV Safety Class II
- High power output is achieved using 150mm square polycrystalline silicon cells, thereby achieving greater output due to the high coverage area of the individual cells. Each cell string is protected by sheets of ethylene vinyl acetate (EVA) and laminated between a weatherproof backing film and a highly transmissive, highly impact-resistant, tempered glass and light can be effectively converted to electricity by using an anti-reflection coating.
- The clear anodized aluminium alloy frames are robust and corrosion resistant.
- Bypass diode minimizes power decrease caused by shade.
- Frame holes make installation flexible.



junction box

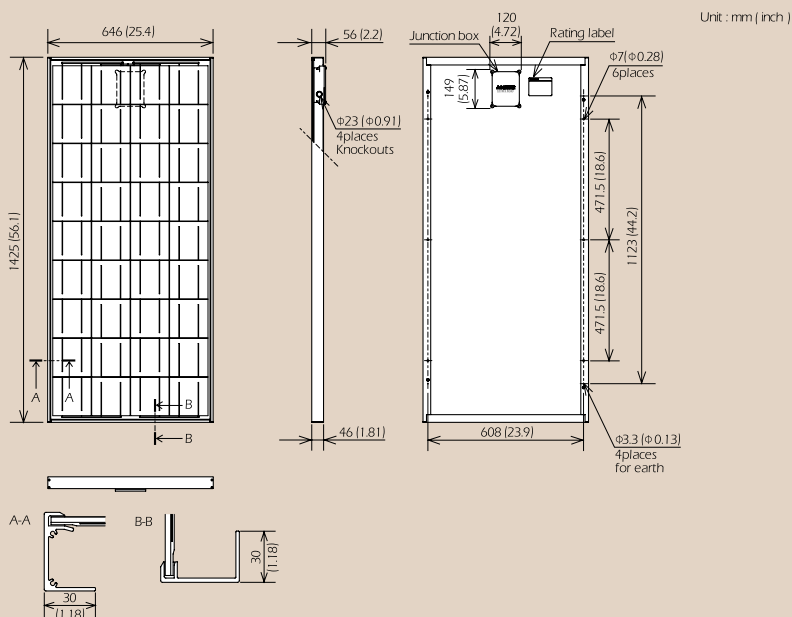
PV-MF110EC4_{110Wp}

SPECIFICATIONS

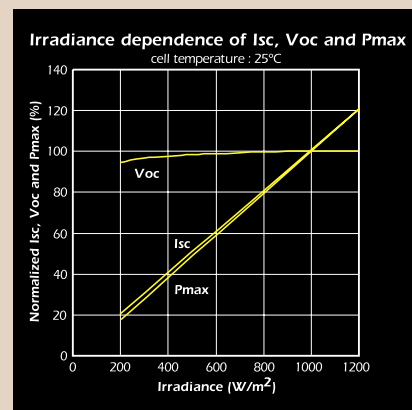
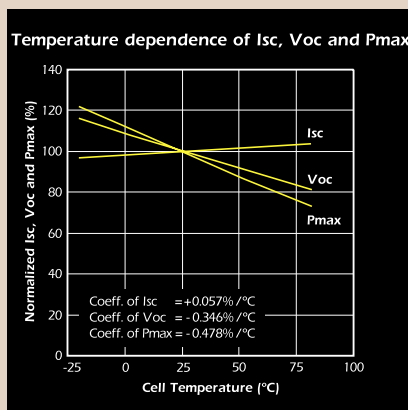
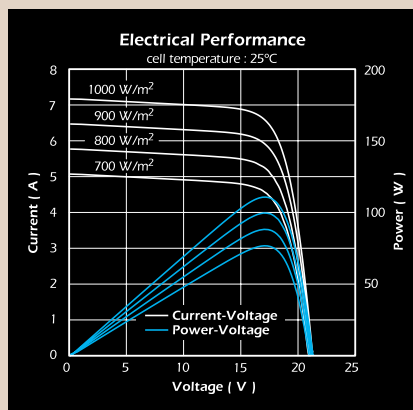
Model name	PV-MF110EC4
Cell type	Polycrystalline silicon 150mm square
No. of cells	36 in series
Maximum power rating [Pmax]	110W
Warranted minimum Pmax	104.5W
Open circuit voltage [Voc]	21.2V
Short circuit current [Isc]	7.16A
Maximum power voltage [Vmp]	17.1V
Maximum power current [Imp]	6.43A
Maximum system voltage	DC 780V (TÜV Safety class II), DC 600V (UL)
Fuse rating	15A
Output terminal	Terminal block
Dimensions	1425x646x56mm (56.1x25.4x2.2")
Weight	11.5kg (25.4lb)
Module efficiency	11.9%
Packing condition	2pcs-1 carton

Electric performance represents values under Standard Test Conditions (STC:25°C, AM1.5, 1000W/m²). Specifications are subject to change without notice.

DRAWINGS AND DIMENSIONS



ELECTRICAL CHARACTERISTICS



MITSUBISHI ELECTRIC CORPORATION
HEAD OFFICE: TOKYO BLDG., 2-7-3, MARUNOUCHI, CHIYODA-KU, TOKYO 100-8310, JAPAN
<http://Global.MitsubishiElectric.com/solar>